



## Set-up Instruction

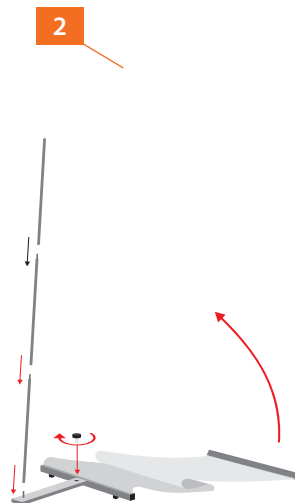
L-banner eco stands are an inexpensive way to promote your message. It is freestanding, sturdy with solid base. The L Banner Eco Stand is a cost effective portable display system with heavy duty pole that is quick and easy to erect and extremely lightweight.

### Product Information

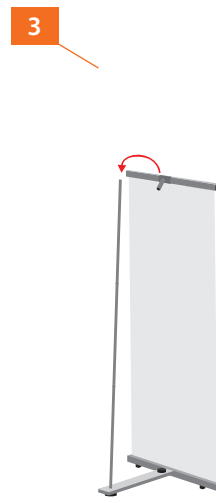
Graphic size ( mm )	470 x 2100
Packaged weight	<3Kg,
Material	aluminium alloy, plastic



Attach the holder on the bottom.



Screw up the bolt, fold out three stabilizing legs and raise up the graphic area.



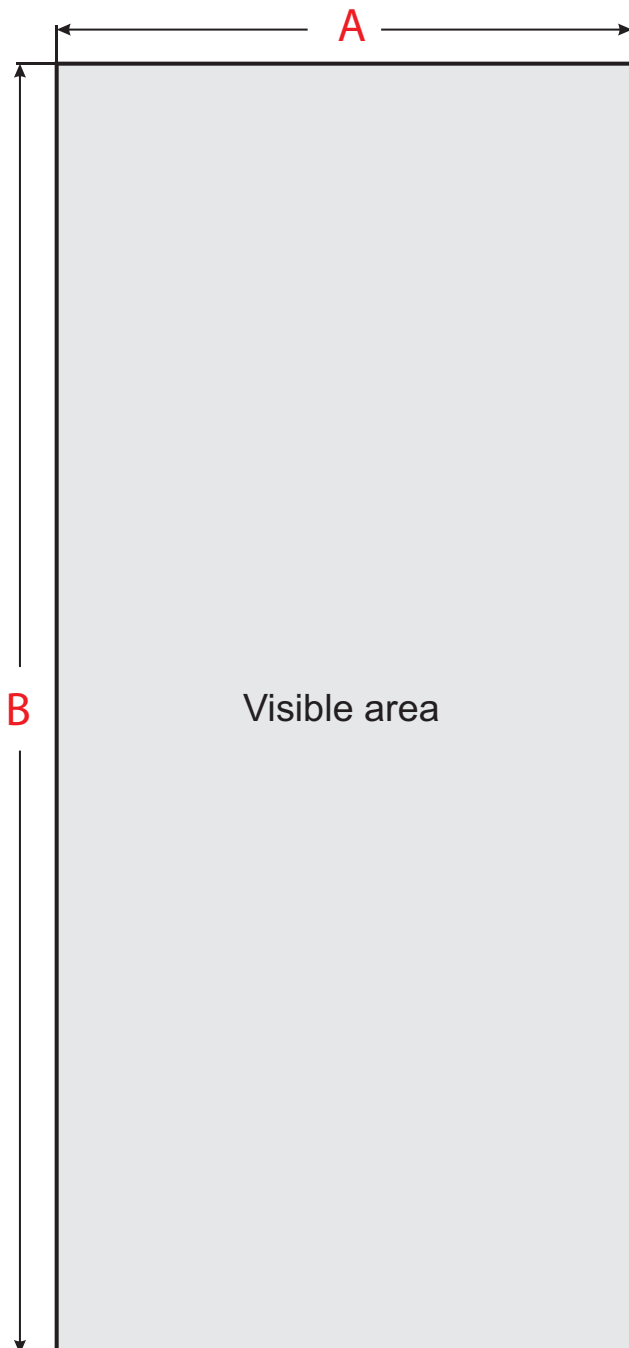
Put the graphic area on the top of holder.



The banner is ready.

## Graphic Specification

These are guidelines for preparing ready printing files



### Artwork Guidelines

Visible graphic size ( A x B )	470 x 2100
--------------------------------	------------

### Artwork Requirements

Resolution	100-150 dpi
------------	-------------

Color mode	CMYK
------------	------

File format ( scale M 1:1 )	.TIFF
-----------------------------	-------

### Recommendations

Keep all important graphic elements (images, text, etc.) within the visible area.

Please allow space for trimming by not placing type or logos too close to the edge of the visible area.