



Set-up Instruction

A roll up display system is perfect for on the go advertising. Like other retractable banners, this retractable banner stand automatically rolls trade show graphics into the base. The roll up banner stand is ready to go almost immediately - just takes 30 seconds to pull out the banner.

Product Information

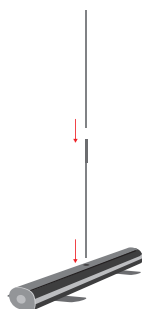
Graphic size (mm)	850 x 2000
Packaged weight	< 3Kg,
Material	aluminium alloy
Package size (mm)	900 x 115 x 115

1



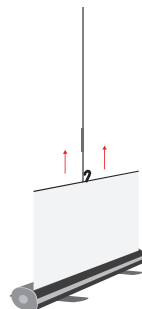
Remove your roll up and bungee pole from the carry bag.

2




Take the pole and allow all three sections to slide together. Insert the pole into the cassette, ensuring that it is fully located.

3

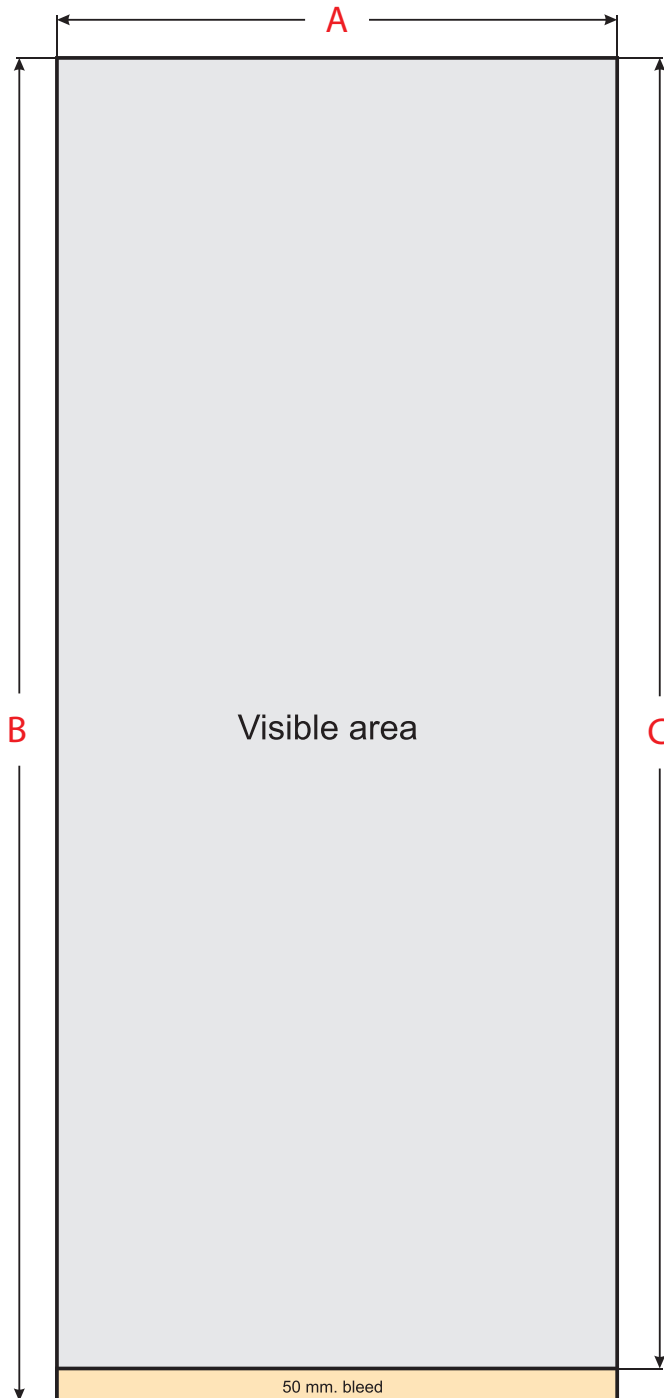


Pull the top rail straight upwards ensuring not to damage the graphic.

4



Hook the top rail onto the top of the pole.



Graphic Specification

These are guidelines for preparing ready printing files

Artwork Guidelines

Actual banner size (A x B)	850 x 2050
Visible graphic size (A x C)	850 x 2000

Artwork Requirements

Resolution	100-150 dpi
Color mode	CMYK
File format (scale M 1:1)	.TIFF

Recommendations

Keep all important graphic elements (images, text, etc.) within the visible area.

Please allow space for trimming by not placing type or logos too close to the edge of the visible area.